

METALOISO

OUTILLAGE DE TAILLEURS DE PIERRE



NAVETTES

RAB7N-45

Navette 120/60/45 Dents ou Lisse

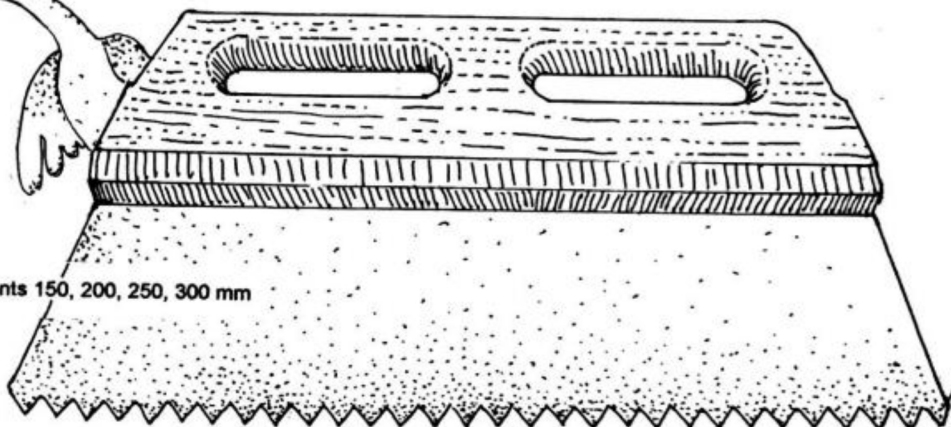


SCIOTTE

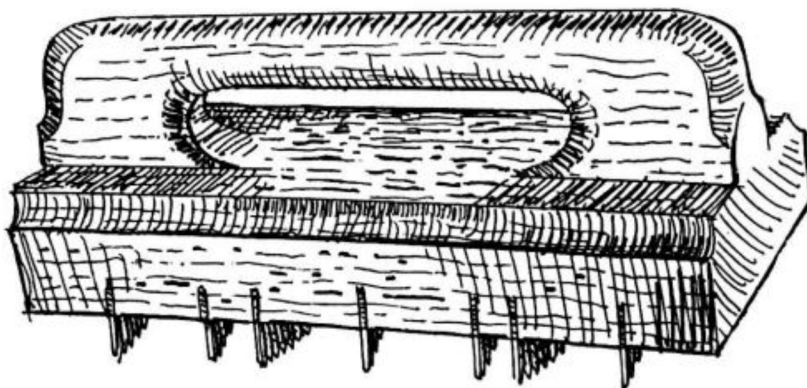


RAB9S—

Sciote à dents 150, 200, 250, 300 mm



CHEMIN de FER LAME DROITE



RAB9SD—

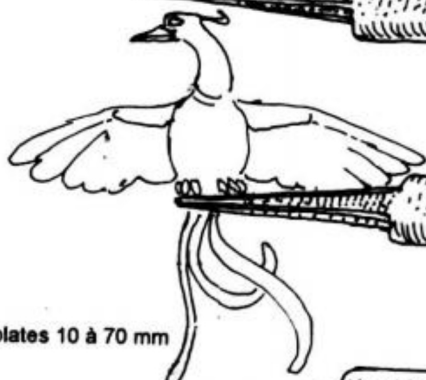

Chemin de fer lame droite L.220 - l. 70 ou 80 mm

CISEAUX MANCHE BOIS

Page 6

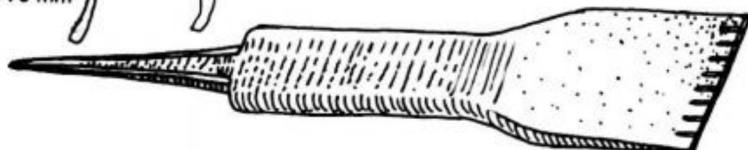
CMBL--

Ciseau Manche Bois Lisse 10 à 70 mm



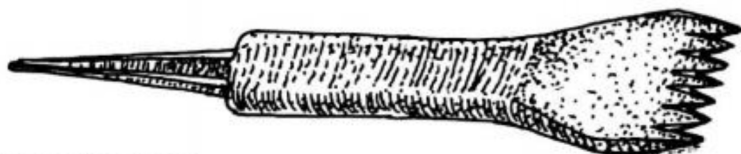
CMDP--

Ciseau M. B. Dents plates 10 à 70 mm



CMGO--

Ciseau M. B. Grain d'Orge 10 à 70 mm



Références Tarif : page 7

DMBOURON

Ciseau M.B. Bout Rond



DMCRECOQ

Ciseau M.B. Crête de Coq



DMHARPON

Ciseau M.B. Onglet Harpon



DMMAISON

Ciseau Onglet "Maison"



Références Tarif : page 8

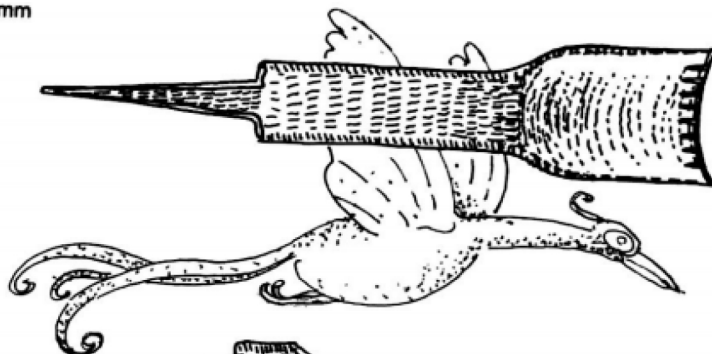
GMBL--

Gouge M.B. Lisse 10 à 60 mm




GMDP--

Gouge M.B. Dents plate 10 à 60 mm



GMGO--

Gouge M.B. Grain d'Orge 10 à 60 mm



OUTILS TOUT ACIER

Références Tarif : page 8



BR--/—

Broches - Octo 8 à 22 - L. 200 à 600 mm

CHASS-

Chasse 20 à 60 mm



CB-

Ciseau boucharde 10, 15 ou 20 mm



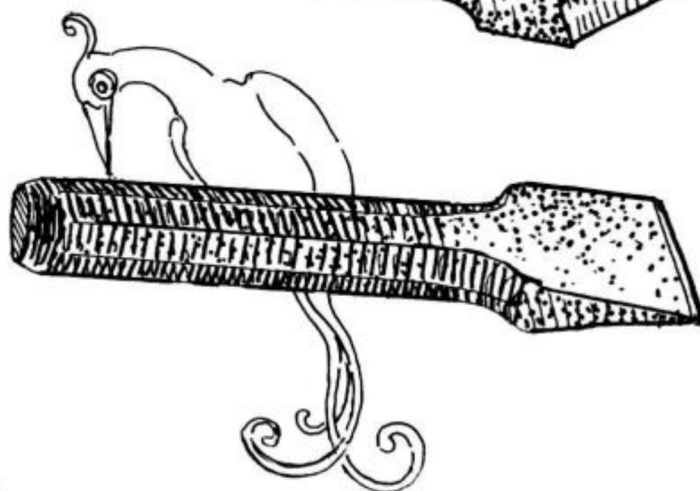
CHCREU

Chasse creuse 200x50



CHTETU

Ciseau traceur grès



GOGRDR-

Gouge Gravelet Droit 5 à 25 mm




GOGRGA

Gouge Gravelet Gaigé 5 à 25 mm



GRDRDP--

Gravelet Droit Dents plates 10 à 30 mm




GRDRGO-

Gravelet Droit Grain d'Orge 5mm - 2 à 5 dts

GRDRGOS-

Gravelet Droit Grain d'Orge 3mm - 4 à 6 dts



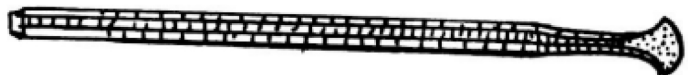
GRDRLI-

Gravelet Droit Octo 02 à 30 mm



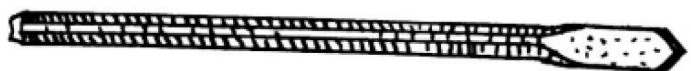
GRDRON-

Gravelet Droit Rondelle 04 à 16 mm



RDSPIC--

Gravelet Droit Aspice 04 à 12 mm



GRAVELETS GALBES

GRGADP-- Gravelet Galbé Dents plates 06 à 30 mm



GRGAGO-- Gravelet Galbé Grain d'Orge 5mm - 2 à 5 dts



GRGALI-- Gravelet Galbé Octo 02 à 30 mm



GRGRON-- Gravelet Galbé Rondelle 04 à 12 mm



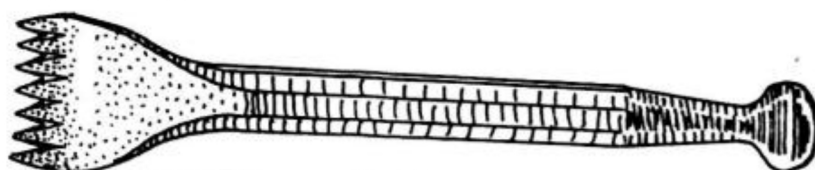
GRGASPI-- Gravelet Galbé Aspic 04 à 12 mm



Ciseaux tête maillet

Références Tarif : pages 10 et 11

MACIGO-- Ciseau Tête Maillet Grain d'Orge 10 à 60 mm



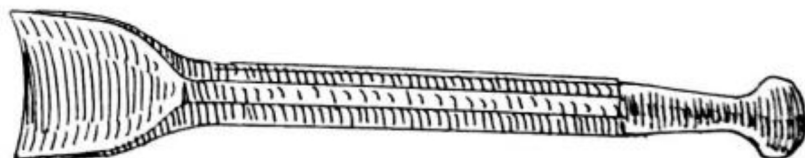
MACIDP-- Ciseau Tête Maillet Dents Plates 10 à 60 mm



MACILI-- Ciseau Tête Maillet Lisse 10 à 60 mm

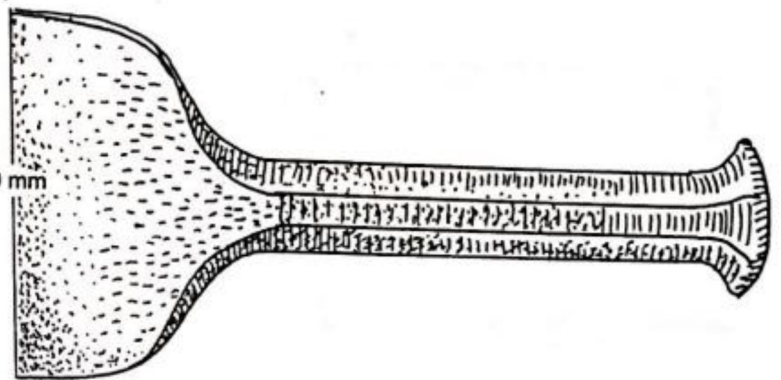


MAGGLI-- Gouge Tête Maillet Lisse 10 à 60 mm



MHTBO—

Ciseau Charrue Tête Bol 40 à 160 mm



CISEAUX TETE MASSE

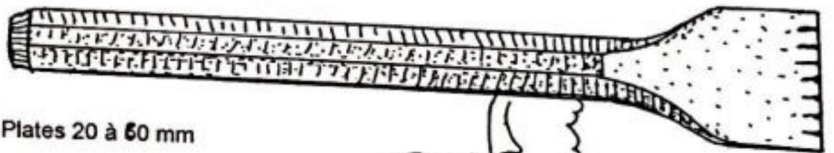
MSCILI—

Ciseau Tête Masse Lisse 20 à 60 mm




MSCIDP—

Ciseau Tête Masse Dents Plates 20 à 60 mm

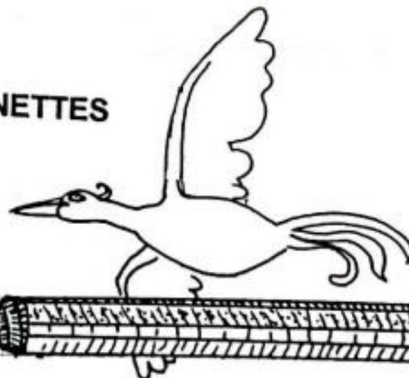


MSCIGO—

Ciseau Tête Masse Grain d'Orge 20 à 60 mm



OGNETTES

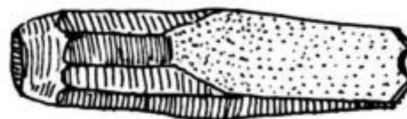


OGNET—

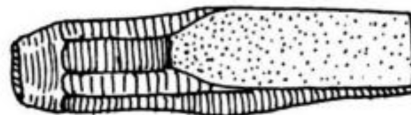
Ognette L. 230 mm - 06, 10 ou 15 mm

COINS

COEFD300 Coin Effilé à dents 300 g




COEFL300 Coin Effilé Lisse 300 g



MARTELINE

MT101 Marteline



TRANCHET

MT102 Tranchet




CROCHET à POIGNEE

RM101 Crochet à poignée 1000mm




POINTE à TRACER

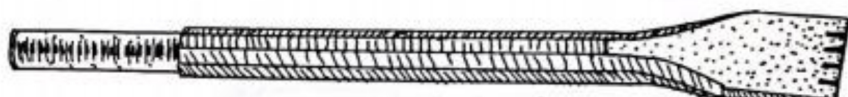
CO102 Pointe à tracer octo



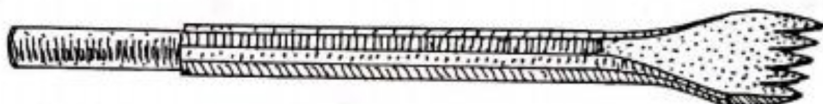
OUTILS pour PISTOLET



ELCIS-- Ciseau 250/12,6 mm - 10 à 70 mm



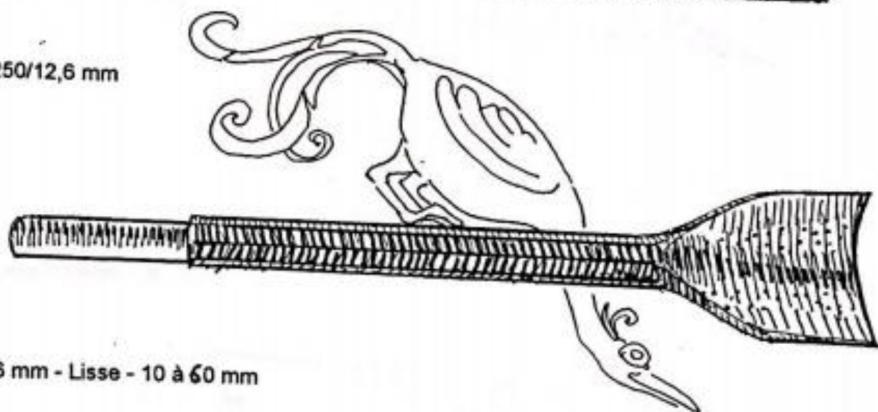
ELCISDP-- Ciseau 250/12,6 mm - Dents plates - 10 à 70 mm



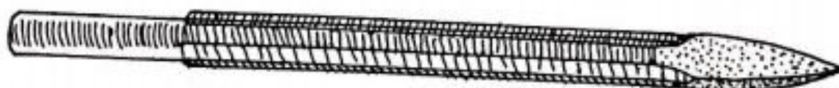
ELCISGO-- Ciseau 250/12,6 mm - Grain d'Orge - 10 à 50 mm



ELEB250 Ebauche Outil 250/12,6 mm




ELGGLI-- Gouge 250/12,6 mm - Lisse - 10 à 60 mm



ELPOIN-- Pointe 250/12,6 mm - en 14 ou 16 mm

- BOU15/15 Marteau Boucharde 15/15mm 9 dts
 BOU20/20 Marteau Boucharde 20/20mm 16 dts
 BOU25/25 Marteau Boucharde 25/25mm 25 dts
 BOU30/30 Marteau Boucharde 30/30mm 36 dts

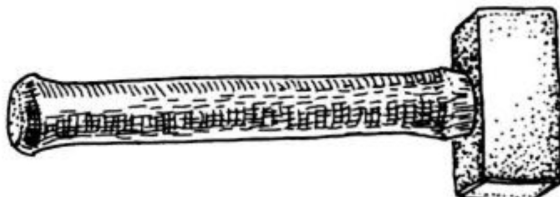


MASSETTES

- MECI--- Massette Cintrée 600,800,1000 ou 1250g

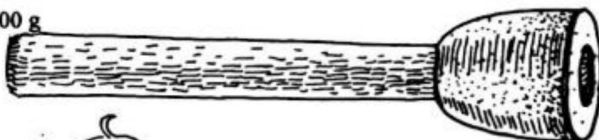


- MEDR--- Massette Droite 400,600,800,1000,1250g



- MEDUR--- Massette Ronde Dure 400 - 600 - 800 - 1000 g

- MEDUD600 Massette Douce 600g

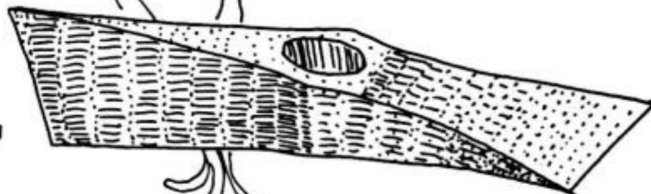


POLKA


Références Tarif : pages 13 et 14



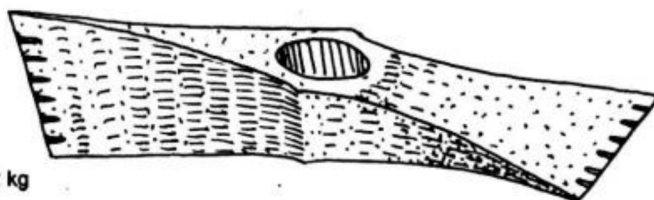
- POL2LI-- Marteau Polka Lisse 1,0 - 1,5 - 2 kg




- POLIDP-- Marteau Polka Lisse + Dents 1,0 - 1,5 - 2 kg



- POLK2DP2 Marteau Polka 2 côtés Dents Plates 2 kg

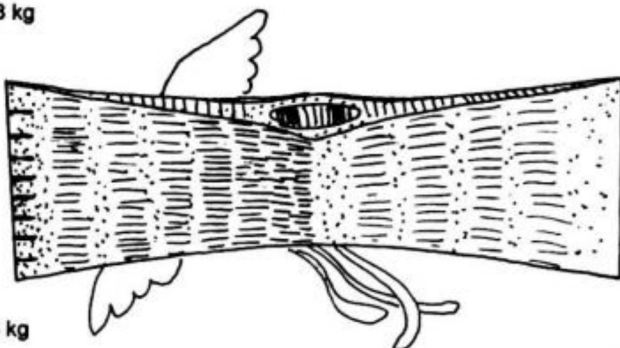


- POLIGO20 Marteau Polka Lisse + Grain d'Orge 2 kg

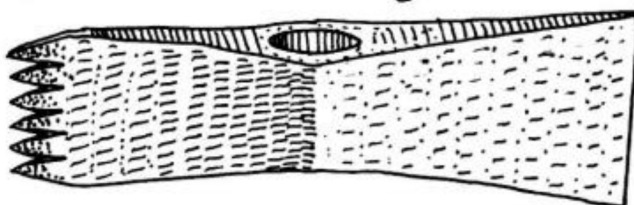




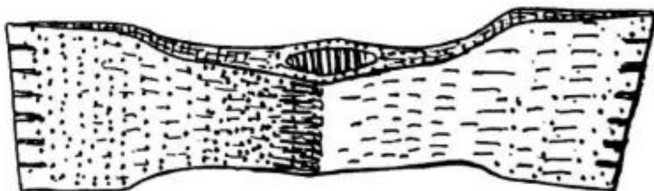
TA1LL.- Marteau Taillant 2 côtés Lisse 1,0-1,5-2,3-2,8 kg




TA2LD.- Marteau Taillant Lisse + Dents 1,0-1,5-2,3-2,8 kg




TA3LG.- Marteau Taillant Lisse + Grain d'Orge 1,0-1,5-2,3-2,8 kg



TA4DD.- Marteau Taillant 2 côtés Dents Plates 1,0-1,5-2,3-2,8 kg

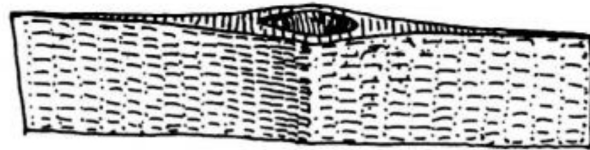


TA4GD.- Marteau Taillant Grain d'Orge + Dents Plates 1,0-1,5-2,3-2,8 kg

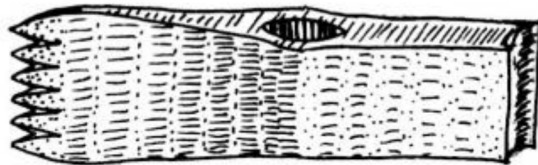


TA4GG.- Marteau Taillant 2 côtés Grain d'Orge 1,0-1,5-2,3-2,8 kg

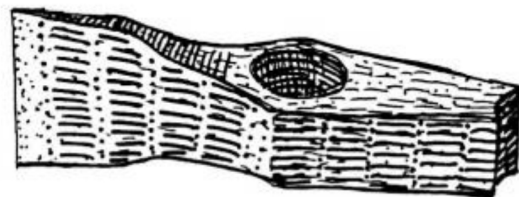
TALSACE3 Marteau Alsace Lisse 1,8 kg



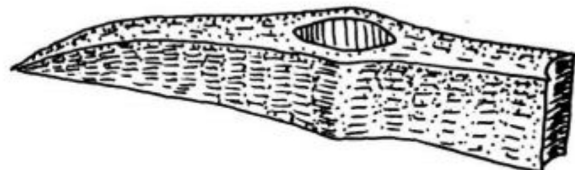
TETUGO23 Marteau Têtu + Grain d'Orge 2,3 kg



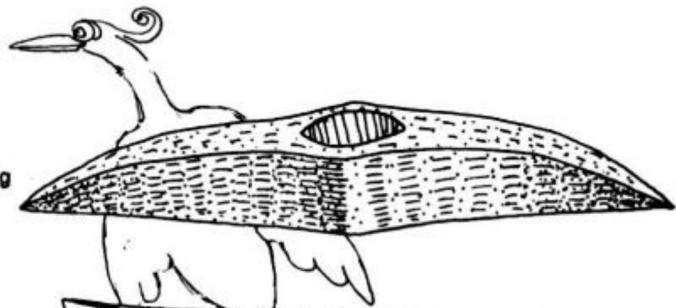
TETULI- Marteau Taillant + Têtu 1,5 ou 2,3 kg



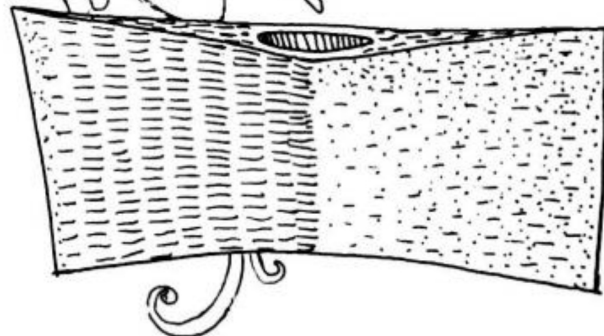
TETUPI- Marteau Têtu + Pic 1,5 - 2,3 - 2,8 kg



TPICTA- Pic Tailleur de Pierre 1,5 - 2,3 - 2,8 kg

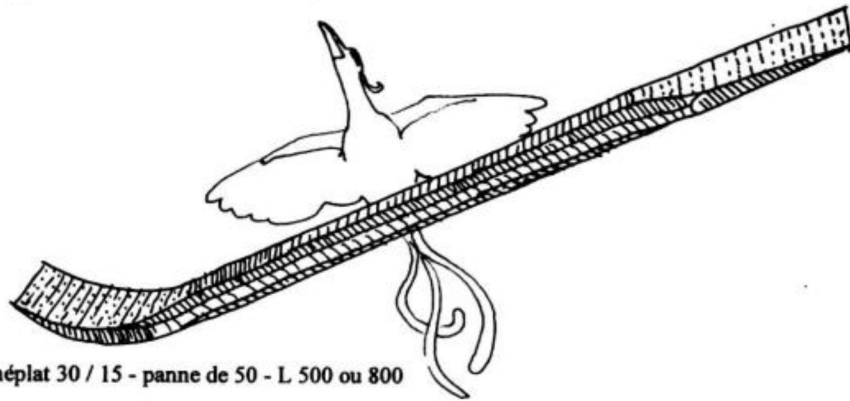


TUFFO2.8 Tuffeautier 2,8 kg - largeur 120 mm



PINCES de POSE

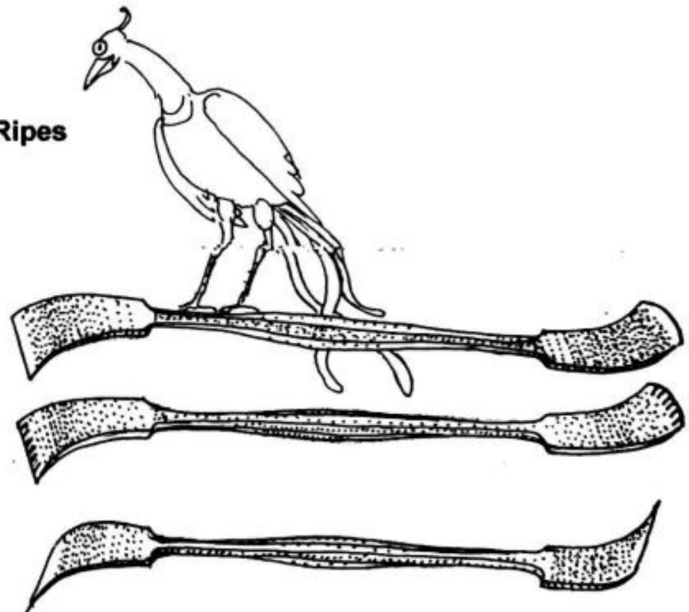
- PN—35 Pincés de Pose largeur 35mm en L. 400-500-600 (Octo 22) et 800-1000-1300 (octo 25)
 PN—50 Pincés de Pose largeur 50mm en L. 400-500-600 (Octo 22) et 800-1000-1300 (octo 25)



- PNM—50 Pincés de pose méplat 30 / 15 - panne de 50 - L 500 ou 800
 PN28— Pincés de Pose octe 28 en L 1300 ou 1500 - panne de 50

Grattefonds - Ripes

- GFLI20 Gratte-fond Lisse L.200 l.20 mm
 GFLI30 Gratte-fond Lisse L.250 l.30 mm
 GFLI40 Ripe Lisse L.300 l.40 mm
 GFLI60 Ripe Lisse L.300 l.60 mm
 GFDD20 Gratte-fond Dents plates L.200 l.20 mm
 GFDD30 Gratte-fond Dents plates L.250 l.30 mm
 GFDD40 Ripe Dents plates L.300 l.40 mm
 GFDD60 Ripe Dents plates L.300 l.60 mm



- GFOD— Gratte-Fond Onglet Dents plates 200 ou 250 mm
 GFOL— Gratte-Fond Onglet Lisse 200 ou 250 mm

BARRE à ROULE

- BAR— Barre à roule 1000 ou 1200 mm

